

Joint Health and Social Care Self-Assessment Framework and update on Winterbourne

Health & Wellbeing Board

19th November 2014



Tina Walker: Co-Chair, Kent Learning Disability Partnership Board
Daniel Hewitt, Co-Chair of the Good Health Group
Penny Southern: Director of Learning Disability and Mental Health, KCC
Sue Gratton: Associate Partner, KMCS
Malti Varshney: Consultant Public Health, KCC
David Holman, Head of Mental Health Commissioning, West Kent CCG



What is the Framework?



- It is a way to check that Health and Social Care in Kent are making sure things are getting better for people with a learning disability and to see what needs to be improved



- It will keep a record of how health and social care are providing services together in Kent


- Learning Disability Partnership Board, Clinical Commissioning Groups, Health & Wellbeing Boards and Local Authority are involved in doing this



What will the Health & Wellbeing Board need to do?



- They need to hold Kent to account for completing and publishing the outcome and quality of Joint Health and Social Care Self Assessment Framework
- They need to ensure that the outcomes inform Health and Wellbeing Strategy and Joint Service Needs Assessment for people with a Learning Disability living in Kent
- They need to ask for evidence that shows improvements



Outcome of the Self-Assessment Framework



The government has agreed to keep the Self Assessment Framework and continue to monitor services nationally



We have achieved an amber or green rating in all but 3 of the areas of the framework in 2013/14.



We had 3 red ratings in contract compliance assurance, health screening and health action plans

How do we compare nationally?



Facts and figures

Majority Rating Highlighted Yellow										
Measure	Total Responses	GREEN	%	AMBER	%	RED	%	KENT Rating	(For Printing purposes)	Below National Average?
A1	148	52	35.14%	78	52.70%	18	12.16%		AMBER	NO
A2	148	41	27.70%	72	48.65%	35	23.65%		RED	YES
A3	149	14	9.40%	100	67.11%	35	23.49%		AMBER	NO
A4	144	24	16.67%	54	37.50%	66	45.83%			
A5	148	36	24.32%	76	51.35%	36	24.32%		RED	YES
A6	146	32	21.92%	71	48.63%	43	29.45%		AMBER	NO
A7	148	86	58.11%	56	37.84%	6	4.05%		AMBER	YES
A8	147	16	10.88%	122	82.99%	9	6.12%		AMBER	NO
A9	146	20	13.70%	89	60.96%	37	25.34%		AMBER	NO
B1	150	30	20.00%	59	39.33%	61	40.67%		AMBER	NO
B2	150	45	30.00%	69	46.00%	36	24.00%		RED	YES
B3	140	56	40.00%	77	55.00%	7	5.00%		AMBER	NO
B4	150	73	48.67%	76	50.67%	1	0.67%		AMBER	NO
B5	151	23	15.23%	103	68.21%	25	16.56%		AMBER	NO
B6	150	52	34.67%	94	62.67%	4	2.67%		AMBER	NO
B7	150	64	42.67%	72	48.00%	14	9.33%		GREEN	NO
B8	150	65	43.33%	81	54.00%	4	2.67%		GREEN	NO
B9	149	61	40.94%	83	55.70%	5	3.36%		AMBER	NO
C1	149	89	59.73%	59	39.60%	1	0.67%		GREEN	NO
C2	147	51	34.69%	94	63.95%	2	1.36%		AMBER	NO
C3	148	81	54.73%	67	45.27%	0	0.00%		AMBER	YES
C4	147	89	60.54%	58	39.46%	0	0.00%		GREEN	NO
C5	150	54	36.00%	82	54.67%	14	9.33%		GREEN	NO
C6	149	39	26.17%	89	59.73%	21	14.09%		AMBER	NO
C7	148	39	26.35%	98	66.22%	11	7.43%		GREEN	NO
C8	148	51	34.46%	97	65.54%	0	0.00%		AMBER	NO
C9	147	60	40.82%	82	55.78%	5	3.40%		AMBER	NO
Total	3997	1343	33.60%	2158	53.99%	496	12.41%	Overall	AMBER	NO

Kent Learning Disability Partnership Board Monitors Progress

Staying Healthy (A1-A9)– this work is being monitored by the Good Health Group



- NHS Health Checks
- Cervical, breast and bowel screening
- Learning Disability Liaison function in acute settings

Keeping Safe (B1-B9)– this is being monitored by the Winterbourne Steering Group & Divisional Management Teams



- Quality in Care
- Contract compliance assurance
- Kent Local Action Plan for Winterbourne View

Living Well (C1-C9)– this is being led by the Kent Learning Disability District Partnership Groups



- Community Inclusion
- District Partnership Groups' Action Plans


What we have done since receiving our results

Some headlines....

Staying Healthy – monitored by the Good Health Group



- Public Health have held regular meetings with Kent and Medway Commissioning Support, the Clinical Commissioning Groups, Public Health England and NHS England to look at how we can get more people with learning disabilities to have screening and health checks. This includes plans for GP training and NHS England are writing to GP practices asking them for some more information on why they believe that women with a learning disability are not taking up screening opportunities.
- The Good Health Group have been working on a cancer screening questionnaire. The questionnaire was sent out to Support Workers to discuss with adults with a learning disability. The responses are being looked at now.



What we have done since receiving our results

Some headlines....

Staying Healthy



- The Needs Assessment identified where we need to look at gaps in health improvement services
- Developing projects to undertake health improvement initiatives
- Aim is to develop health improvement services that tackle problems early on.
- The draft Sensory Strategy has been developed.

What we have done since receiving our results

Some headlines....



Keeping Safe – Winterbourne Steering Group & the Divisional Management Team for Learning Disability and Mental Health

- Commissioning staff are visiting all providers of learning disability services and plan to do this annually
- Commissioning staff are planning a way forward for looking at the Quality in Care framework
- Work is going on across social services to make sure that our performance with the Mental Capacity Act and Deprivation of Liberty Safeguards meets new legal requirements



What we have done since receiving our results

Some headlines....

Keeping Safe



- Commissioners have launched the KCC Accommodation Strategy. The aim of the strategy is to work with partner organisations and agencies to develop and make available a wide range of housing and accommodation for people with learning disabilities, reducing the dependency on residential care and offering more choice and the appropriate accommodation.




- A programme of transformation is underway to reshape the learning disability residential market, improve the range of short break facilities available to people with a learning disability and their carers; further development of the Supporting Independence Service and Shared Lives Service.



Winterbourne Update

77 clients, based in a range of secure and non-secure hospitals, have been assessed to see if they can move into the community



The assessments said:

- 41 clients are appropriately placed in hospital
- 36 clients need to move into the community

Of the 36 clients that need to move into the community:

- 12 clients have moved into the community
- 12 clients have plans in place to move by the end of the year
- 8 clients are waiting for the right placement to be found
- 4 clients need forensic outreach support to move but this is not currently available



Winterbourne update other news



- The Joint Strategic Plan - CCGs and local authorities will set out a Joint Strategic Plan to commission the range of local health, housing and care support services to meet the needs of people with challenging behaviour in their area. The **Plan** for Kent is in development and a draft has been shared with Working Group members




- Kent and Medway Partnership Trust and Kent Community Health Trust are getting new staff to work in a new enhanced community service from January 2015
- We have told NHS England that there is not enough forensic outreach support for people with learning disabilities. This could stop us moving people from secure hospitals into the community

What we have done since receiving our results

Some headlines....

Living Well - this is being led by the Kent Learning Disability District Partnership Groups



- The Kent Valuing People Partnership have made a plan for checking access to arts and culture in Kent. This will be done in January 2015 with the findings available in the Spring.
- District Partnership Group Action Plans have focussed on work that has made community facilities more accessible to adults with a learning disability.
- The Good Day Programme supports people in all parts of Kent to find local services and activities to suit their needs. The programme has increased the range of opportunities available in various locations – one particular example is Folkestone Sports Centre.

Learning Disability Integrated Commissioning

The Case for Change – What we are doing

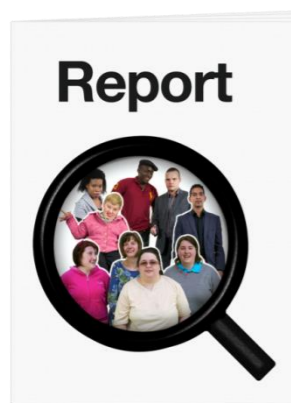


- We are looking at how we commission Health and Social Care Services for adults with a Learning Disability



- We want to have an integrated approach with all partners

- We are looking at different models to deliver integrated commissioning



- A report is going to the CCGs in December 2014 to decide what model is best for the future

Learning Disability Integrated Commissioning

The Case for Change – Why are we doing this?



- So that we buy good Health and Social Care services for people with learning disabilities that are a good quality and value for money




- To make sure each area has the same approach to buying services



- To have a Kent-wide performance Framework

Timeframe for the Joint Health and Social Care Learning Disability Self-Assessment Framework 2014/15



Date

End January 2015

What is happening

Local Authorities and CCG Leads to complete the framework.

This must be approved by:

- Learning Disability Partnership Board
- The Kent Health & Wellbeing Board (H&WBB)



February 2015

Regional improvement work.

The following agencies to lead on putting together regional action plans: NHS England, Association of Directors of Adult Social Services



End March 2015

There will be a presentation to the Health & Wellbeing Board– leading to local action plan

End March 2015

Review questions and launch the 2014/15 SAF

Recommendations

The Health and Wellbeing Board is asked:

- To comment on the 2013/14 national comparison including the progress made in the red indicators of the RAG rating.
- To comment on the way in which Kent is approaching the 2014/15 JHSCSAF.
- To comment on the Kent Action Plan for Winterbourne View.
- To agree the process for sign-off of the Joint Health and Social Care Self-Assessment Framework 2014 so that Kent's Joint Health and Social Care Self-Assessment Framework is submitted in January 2015.

